Washington Savannah River Company

[redacted]

Washington Savannah River Company
Savannah River Site
Aiken, SC 29808

Exposure	QTR Actual	CY Actual	CY Goal
Collective Total Effective Dose Equivalent (Person-rem)	20	53	107
Maximum Individual (mrem)	0.545	0.545	<0.750[1]
Personnel Contamination Events			
Skin	0	0	8*
Personal Effects	0	0	8*
Internal Exposure			
≥ 100 mrem CEDE	0	0	N/A
≥ 500 mrem CEDE	0	0	0

**Combined*

1-Special work: HTF granted higher ACL of 750 mrem

Note: SWMF granted higher ACL of 700 mrem for drum miners
Site ACL is 500 mrem

CY07 ALARA Goal Summary	D&D	Defense Projects	H-Area Material Disposition	F-Area Closure Project	Waste Solidification Projects	Liquid Waste Disposition Projects	Laboratories	Nuclear Materials Management	Solid Waste & Infrastructure[1]	SRNL	Miscellaneous[1]	WSI[2]	SRS Total
Cumulative Exposure (rem)													
Base Routine Operations	1.00	1.40	7.90	4.00	5.70	17.60	5.50	6.00	13.50	9.00	3.00	1.50	74.60
Total Special Work Operations		0.60	9.00		2.30	17.50		2.00		1.00			32.40
1st Quarter		0.05	2.025		0.50	6.605				0.250			9.430
2nd Quarter		0.25	2.675		1.232	4.355		1.00		0.250			9.762
3rd Quarter		0.25	2.075		0.545	3.880		1.00		0.250			8.00
4th Quarter		0.05	2.195		0.029	2.680				0.250			5.204
Max. Individual Exposure Goal (mRem)	500												
Personnel Contamination Events Personal Effects and Skin	8												

Notes:

1) Miscellaneous – defined as those facilities with exposure goals < 1 rem to include SGCP - 0.050 rem base + 0.200 rem special; SFP- 0.600 rem base + 0.300 rem special; and other minor contributors to site total.

2) WSI-Base Routine Operations is the total dose estimate from all facilities.

Additional Note: DOE-SR ACL – 150 mrem

Maximum Whole Body Exposure CY07

	Organization	Project	Facility	Exposure TEDE (mrem)	/ACL
1)	LWO	Liquid Waste Disposition	HTF[1]	545	750
2)	LWO	Liquid Waste Disposition	HTF	481	750
3)	LWO	Liquid Waste Disposition	HTF	469	750
4)	LWO	Liquid Waste Disposition	HTF[1]	444	750
5)	LWO	Liquid Waste Disposition	HTF	410	750
6)	LWO	Liquid Waste Disposition	HTF	397	750
7)	LWO	Liquid Waste Disposition	HTF	393	750
8)	LWO	Liquid Waste Disposition	HTF[1]	391	750
9)	LWO	Liquid Waste Disposition	HTF	378	750
10)	LWO	Liquid Waste Disposition	HTF[2]	353	750

1 Employees moved to HCA
2 Employee moved to SRNL

Site Cumulative Exposure vs. Goal (YTD)

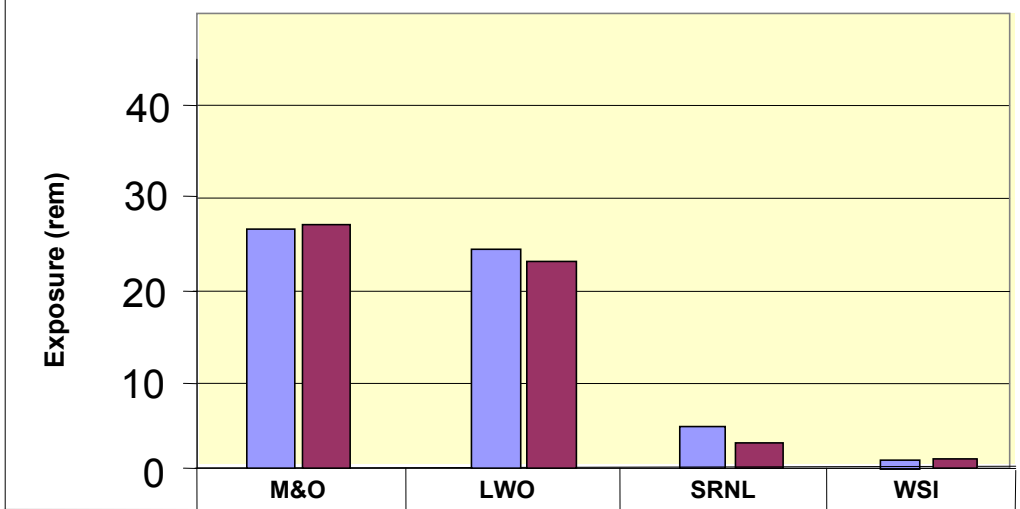

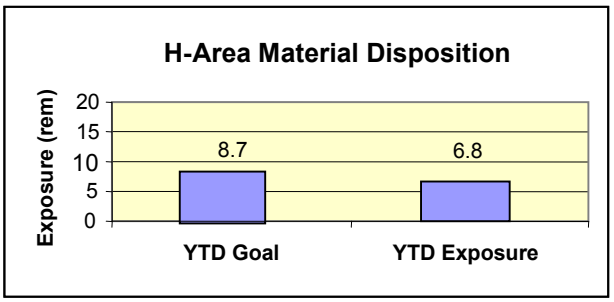
H-Area Material Disposition
Exposure (rem)
20
15
10
5
0
8.7
6.8
YTD Goal
YTD Exposure

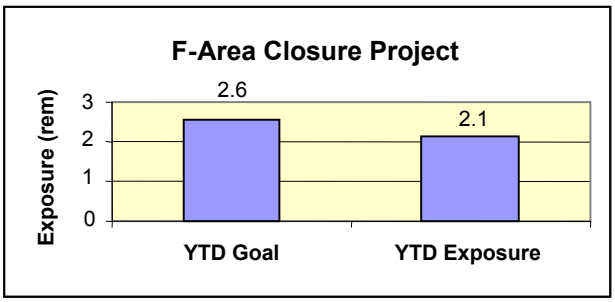
F-Area Closure Project
Exposure (rem)
3
2
1
0
2.6
2.1
YTD Goal
YTD Exposure

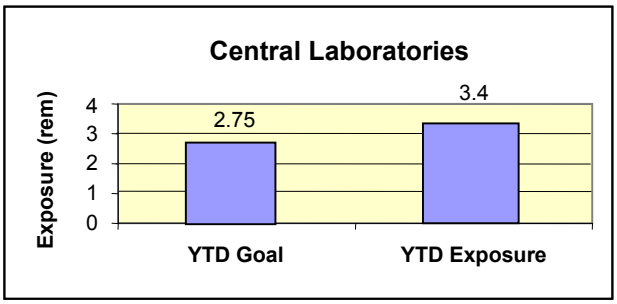
Central Laboratories
Exposure (rem)
4
3
2
1
0
2.75
3.4
YTD Goal
YTD Exposure

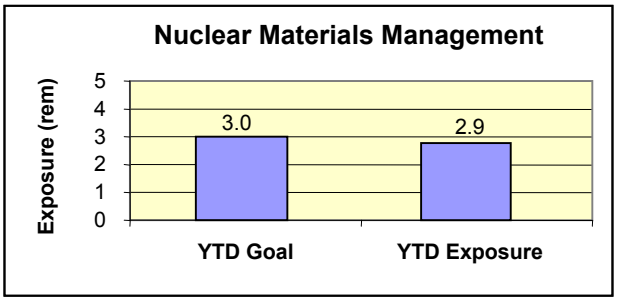
Nuclear Materials Management
Exposure (rem)
5
4
3
2
1
0
3.0
2.9
YTD Goal
YTD Exposure

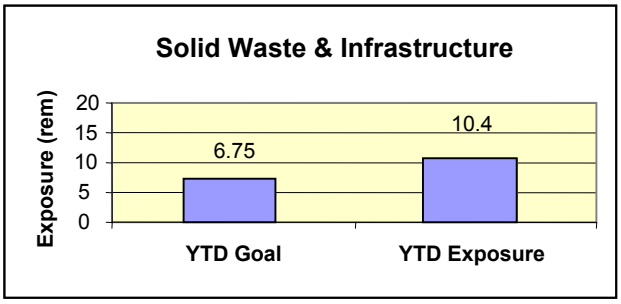
Solid Waste & Infrastructure
Exposure (rem)
20
15
10
5
0
6.75
10.4
YTD Goal
YTD Exposure

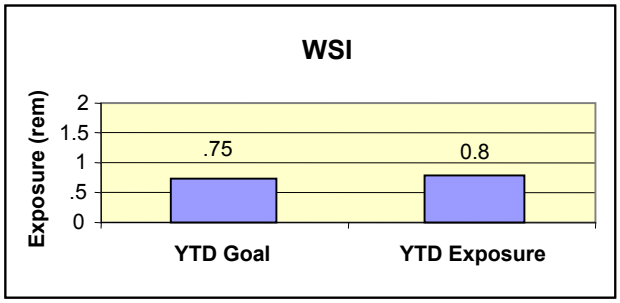
WSI
Exposure (rem)
2
1.5
1
.5
0
.75
0.8
YTD Goal
YTD Exposure

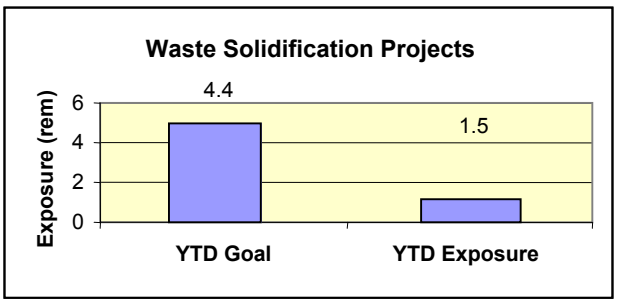
Waste Solidification Projects
Exposure (rem)
6
4
2
0
4.4
1.5
YTD Goal
YTD Exposure

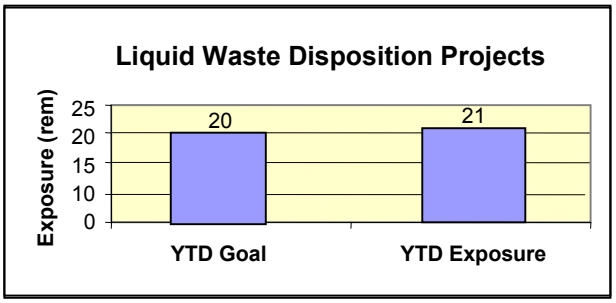
Liquid Waste Disposition Projects
Exposure (rem)
25
20
15
10
0
20
21
YTD Goal
YTD Exposure

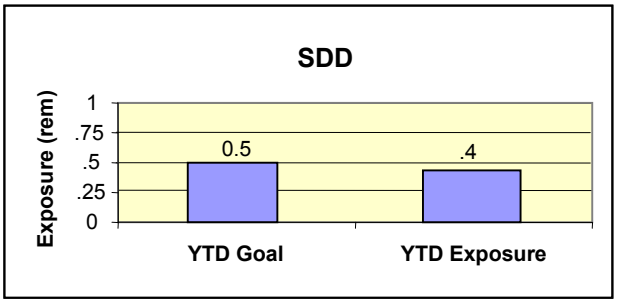
SDD
Exposure (rem)
1
.75
.5
.25
0
0.5
.4
YTD Goal
YTD Exposure

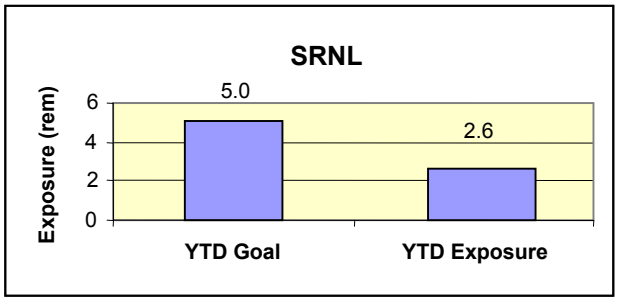
SRNL
Exposure (rem)
6
4
2
0
5.0
2.6
YTD Goal
YTD Exposure

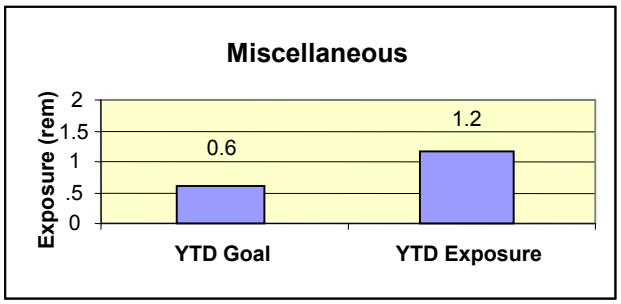
Miscellaneous
Exposure (rem)
2
1.5
1
.5
0
0.6
1.2
YTD Goal
YTD Exposure

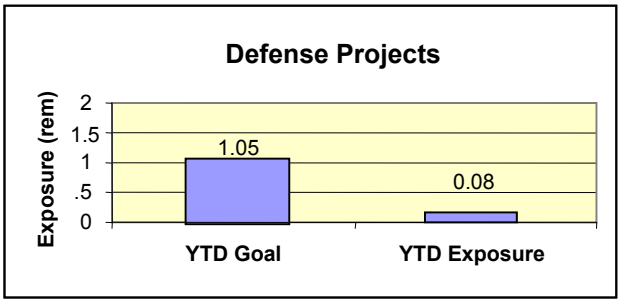
Defense Projects
Exposure (rem)
2
1.5
1
.5
0
1.05
0.08
YTD Goal
YTD Exposure

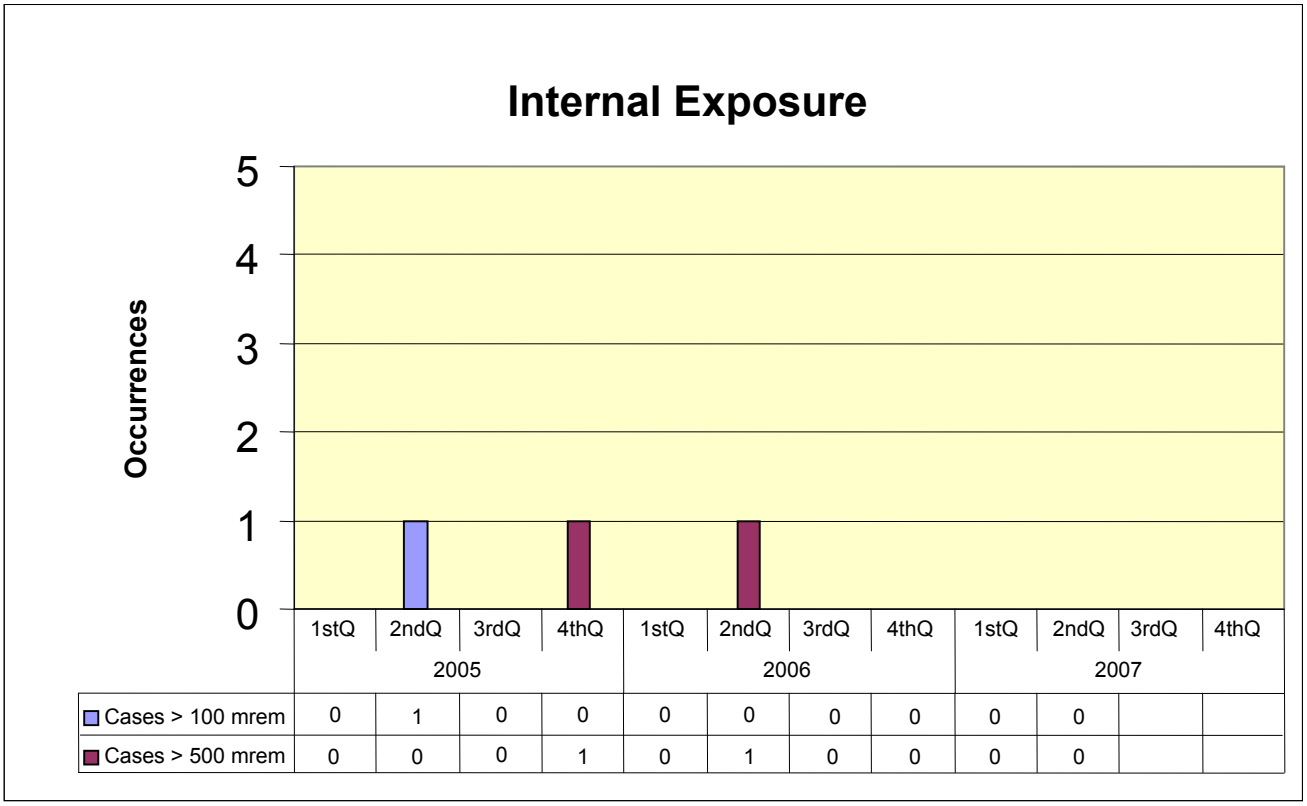

	1stQ 2005	2ndQ 2005	3rdQ 2005	4thQ 2005	1stQ 2006	2ndQ 2006	3rdQ 2006	4thQ 2006	1stQ 2007	2ndQ 2007	3rdQ 2007	4thQ 2007
Cases > 100 mrem	0	1	0	0	0	0	0	0	0	0		
Cases > 500 mrem	0	0	0	1	0	1	0	0	0	0		

Table of Corresponding ORPS Reports

	ORPS Number	Criteria	Date
1)	EM-SR-WSRC-LTA-2005-0005	6C	4/28/05
2)	EM-SR-WSRC-SW&I-2006-0015	6C	8/17/06
3)	EM-SR-WSRC-CLAB-2006-0004	6C	4/24/06

Personnel Contamination Cases
(Skin and Personal Effects)

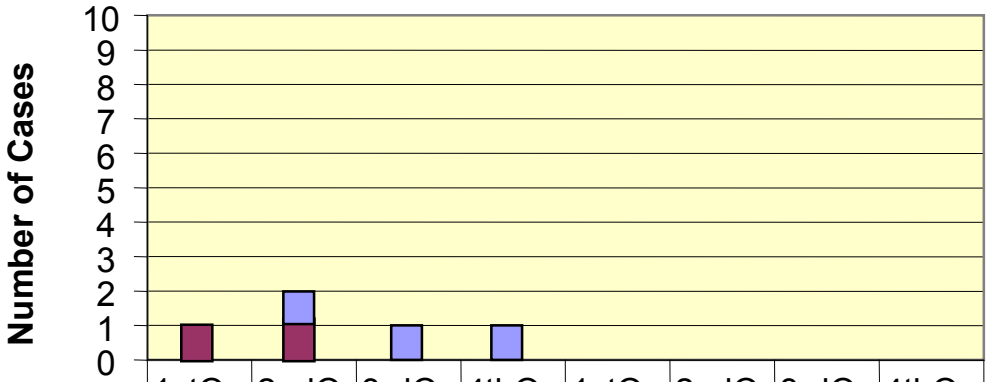

	1stQ 2006	2ndQ 2006	3rdQ 2006	4thQ 2006	1stQ 2007	2ndQ 2007	3rdQ 2007	4thQ 2007
Skin	0	1	1	1	0	0		
Personal Effects	1	1	0	0	0	0		

Table of Corresponding ORPS Reports*

	ORPS Number	Criteria	Date
1)	EM-SR-WSRC-LTA-2006-0001	6D3	1/4/06
2)	EM-SR-WSRC-CPWM-2006-0001	6D3	6/6/06
3)	EM-SR-WSRC-SW&I-2006-0012	6D3	6/15/06
4)	EM-SR-WSRC-CLAB-2006-0006	6D3	8/7/06
5)	EM-SR-WSRC-HTANK-2007-0001	6D3	12/29/06

**There were 16 non-ORPS reportable contamination cases in 2006. There are six non-ORPS reportable contamination cases in 2007.*